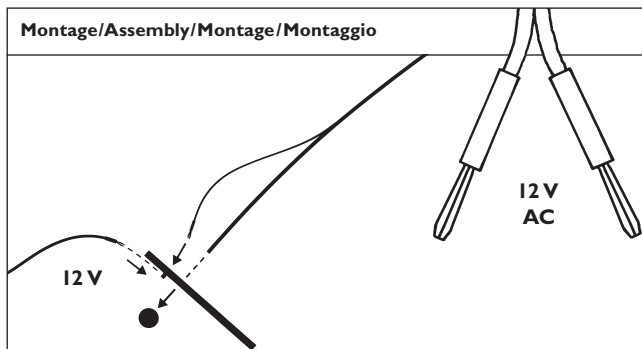


Montage/Assembly/Montage/Montaggio



Wichtig:

Vor Leuchtmittelwechsel den Netzstecker ziehen und Lampe auskühlen lassen!

Important:

Remove plug from outlet and let lamp cool down before changing light bulb!

Important:

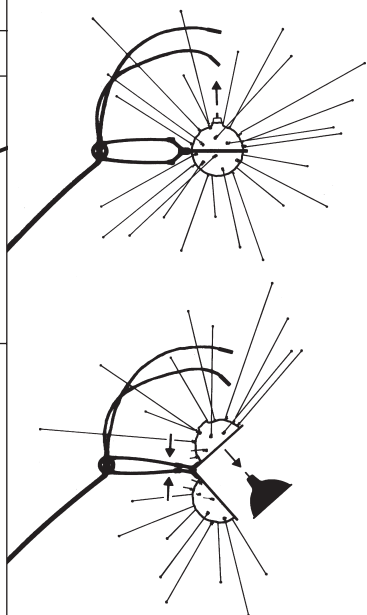
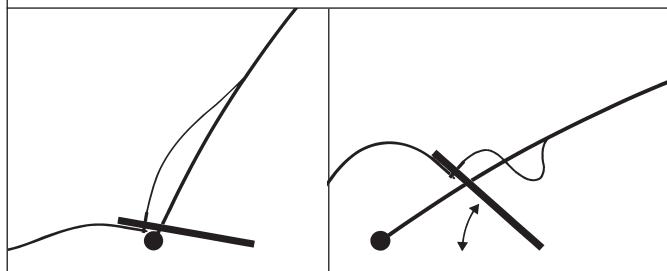
Avant de remplacer l'ampoule débrancher la prise et laisser refroidir la lampe!

Importante:

Prima di sostituire la lampadina staccare la corrente e attendere che la lampada sia fredda!

INHO MAURER

Verstellen/Adjustment/Réglage/Regolazione



Technische Daten:

Kaltlichtspiegellampe 12 Volt/50 Watt/60°, Sockel GU 5,3
 Mindestabstand zu angestrahlten Flächen 30 cm
 Transformator 230/125 Volt/12 Volt/50 Watt, stufenlos dimmbar

Technical data:

Halogen reflector 12 volts/50 watts/60°, socket GU 5.3
 30 cm min. from bulb to illuminated surface
 Transformer 230/125/12 volts/50 watts, with integrated dimmer

Données techniques:

Ampoule à miroir dichroïque 12 volts/50 watts/60°, culot GU 5,3
 Distance minimum à la surface illuminée 30 cm
 Transformateur 230/125 volts/12 volts/50 watts, avec variateur intégré

Dati tecnici:

Lampadina dicroica 12 volt/50 watt/60°, base GU 5,3
 Distanza minima dalle superfici 30 cm
 Trasformatore 230/125 volt/12 volt/50 watt, a regolazione continua

Ingo Maurer GmbH Munich, Made in Germany



Mozzkito